








# OREGON MOPED, MOTORIZED SCOOTER, POCKET BIKE GUIDE

DESCRIPTION	MIN. AGE	LICENSE	REGISTRATION	INSURANCE	HELMET	PASSENGER	LIGHTS	MAX CAPABLE SPEED	MAX ALLOWED SPEED	RIDE ON SIDEWALK	RIDE ON BIKE PATH/ LANE	RIDE IN CROSSWALK	POSSIBLE DUII	OREGON VEHICLE CODE
<b>ELECTRIC SCOOTER</b> <b>GAS SCOOTER</b> 	16	NO	NO	NO	YES	NO	YES	24 MPH	15 MPH	NO	YES	NO	YES	801.348 811.440 814.510 814.512 814.518 814.520 814.524 814.534
<p>Gas – Maximum displacement = 35cc                      Electric – Maximum output = 1000 watts                      Approved lighting must be used when operating under limited visibility.  <b>Not capable of going faster than 24 mph on level ground.</b> Use may be restricted by local jurisdictions.</p>														
<b>MOTOR ASSISTED SCOOTER</b> 	16	NO	NO	NO	YES	NO	YES	24 MPH	15 MPH	NO	YES	NO	YES	801.348 814.534 814.530 811.440 814.524 (a)(b)(c) (d) 807.020 814.512 814.528 814.526 815.283
<p>Exempt from helmet requirement if wearing headgear violates religious beliefs.                      May ride on sidewalk to enter or leave adjacent property, or see 814.524 (a)(b)(c)(d) for additional exceptions                      Local ordinance may prohibit operation of a motor assisted scooter on bicycle lane or path/ state park paths may also be prohibited, must give audible warning when passing a pedestrian and must yield right of way.                      Must walk motor assisted scooter in crosswalk, does not apply to person with a disability.</p>														
<b>POCKET BIKE MINI MOTORCYCLE</b> 	–	–	–	–	–	–	–	–	–	–	–	–	YES	801.360 814.200 814.260 814.269 814.310 814.320
<p>Can operate only on private property with owner’s permission.  <b>No regulations are listed as these are not legal to operate on highways or premises open to the public.</b>                      Since they are considered a motor vehicle you will be subject to any number of violations if you operate on public roadways or premises open to the public.                      These are not motor assisted scooters because the engine is more than 35 cc and can go faster than 24 mph on level ground.                      They do not meet federal safety standards so they can not be a motorcycle or moped.</p>														
<b>MOPED</b> 	16	YES	YES	YES	YES DOT	NO	YES	30 MPH	–	NO	ONLY UNDER HUMAN POWER	NO	YES	801.345 811.440 814.200 814.260 814.310 814.320
<p>If it has a <b>combustion engine</b>, the engine must be <b>35.01 to 50cc</b>.                      Must be <b>unable to travel more than 30 mph</b> on a level road surface.                      Must not require clutching or shifting by the operator after the power drive system is engaged.                      Requires a driver license to operate (but not a motorcycle endorsement).                      Requires registration and insurance to operate on public roadways and premises open to the public.                      If the vehicle exceeds either maximum capable speed <b>or</b> engine size, it is a motorcycle.</p>														

DESCRIPTION	MIN. AGE	LICENSE	REGISTRATION	INSURANCE	HELMET	PASSENGER	LIGHTS	MAX CAPABLE SPEED	MAX ALLOWED SPEED	RIDE ON SIDEWALK	RIDE ON BIKE PATH/LANE	RIDE IN CROSSWALK	POSSIBLE DUII	OREGON VEHICLE CODE
 <p><b>SEGWAY</b></p> <p>Is an electric personal assistive mobility device.  <b>Can operate in bicycle lanes and paths, sidewalks and highways with speed limits of 35 mph or less, unless local laws limit uses.</b>            (Subject to any applicable provisions.)  <b>Maximum speed is 15 mph.</b> Approved lighting must be used when operating under limited visibility.</p>	16	NO	NO	NO	NO	NO	YES	15 MPH	15 MPH	YES	YES	YES	YES	801.259 811.440 814.550 814.552 814.554
 <p><b>ELECTRIC ASSISTED BICYCLE</b></p> <p>Is considered a bicycle, rather than a motor vehicle, for purposes of the Oregon Vehicle Code, except when otherwise specifically provided by statute.            Has fully operative pedals for human propulsion and an <b>electric motor with power output not more than 1,000 watts.</b>  <b>Not capable of going faster than 20mph</b> on level ground.            Approved lighting must be used when operating under limited visibility.</p>	16	NO	NO	NO	NO	RESTRICTED	YES	20 MPH	—	NO	YES	YES	YES	801.258 807.020 814.400 814.405 814.410 815.280
 <p><b>BICYCLE</b></p> <p><b>Every person riding a bicycle upon a public way is subject to the provisions applicable to and has the same rights and duties as the driver of any other vehicle</b> concerning operating on highways, vehicle equipment and abandoned vehicles—with limited exceptions.            Approved lighting must be used when operating under limited visibility.</p>	—	NO	NO	NO	YES UNDER 16	RESTRICTED	YES	—	—	YES	YES	YES	YES	801.150 814.400 814.410 814.420 815.280

For questions regarding operator traffic violations and operation of one of these types of vehicles with a suspended driving privilege, contact law enforcement.